



IE Access Max - Quick Start Guide

Overview

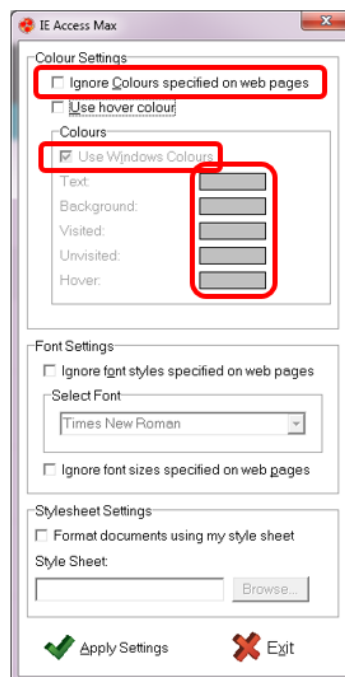
IE Access Max places all the accessibility options on a single page interface, allowing quick, easy and straight-forward access to the different settings. Simply open the application, make your selections, click the Apply button and it's all done. Along with all of the settings, it also takes out all pictures, and replaces them with their alternative text.

To Use

Colour Settings

Check the **Ignore Colours specified on web pages** box to change what colors are used in Internet Explorer. Next un-check the **Use Windows Colours** box.

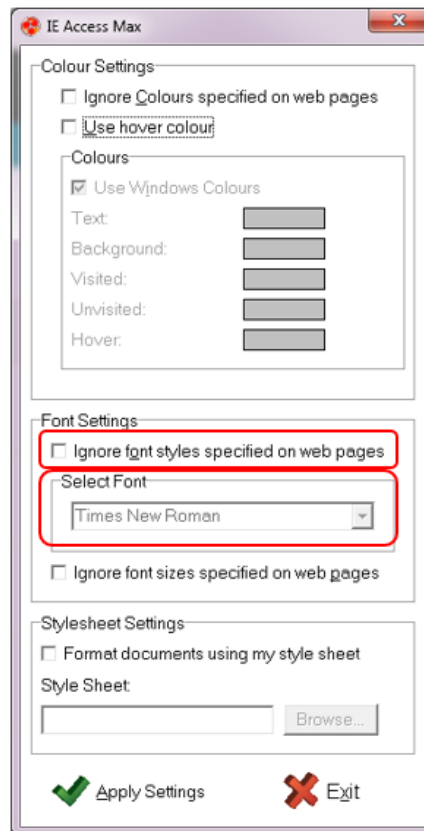
- **Text** - Allows you to change the color of all of the text that will appear on a web page.
- **Background** - Changes the background color on all web pages.
- **Visited** – Changes the color of hyperlinks that you have already visited.
- **Unvisited** – Changes the color of hyperlinks that you have not yet visited.
- **Hover** – Changes the color that text is when you are hovering over a certain section. Note: **Use hover colour** must be checked for this to take effect.



Font Settings

Check the **Ignore font styles specified on web pages** box to change all text in Internet Explorer.

- **Select Font** – Use the drop down box to select a more suitable font.



Stylesheet Settings

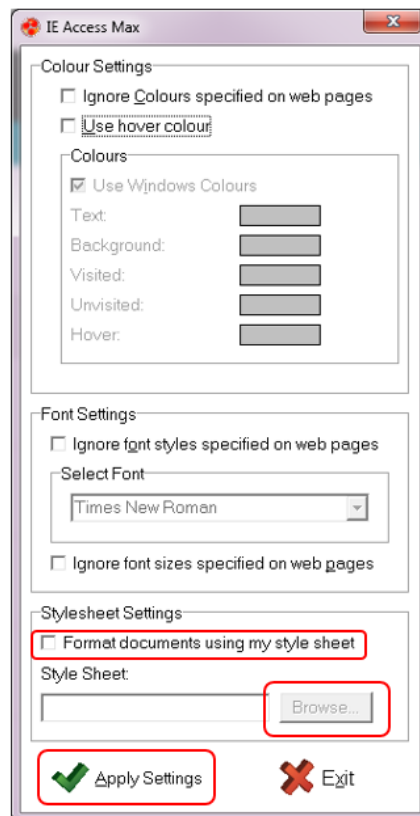
Check the **Format documents using my style sheet** box to use an Internet Explorer Stylesheet. This is an html coded document that has user settings encoded into it.

- Click **Browse...** to open a file system window.
- Find your stylesheet, then click **Open**. You should see it in the Style Sheet box.

Apply Settings

Once you have all of your preferred settings set up properly just click **Apply Settings** and **Exit**. Now you can use Internet Explorer like normal.

If you want to turn anything off, just un-check the box at the beginning of the section, then click **Apply Settings** again.



Program Manufacturer Contact Info

FX Software

fxc@btinternet.com

[Link to download IE AccessMax \(http://www.fx-software.co.uk\)](http://www.fx-software.co.uk)

This is a free software